

# TWIN LOC-NAIL

Pre-Assembled Impact Fastener

## DESCRIPTION

The Twin Loc-Nail is an impact fastener designed to secure base sheet, insulation and cover boards to lightweight insulating concrete, cementitious wood fiber and poured gypsum decks. These pre-assembled fasteners consist of three components: galvanized coated steel tube, 2.7 inch diameter Galvalume® coated steel plate and steel wire locking staple.

## INSTALLATION

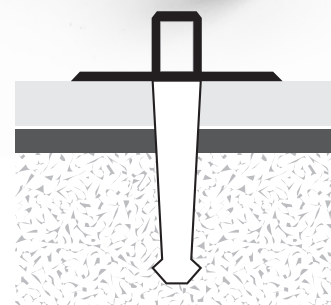
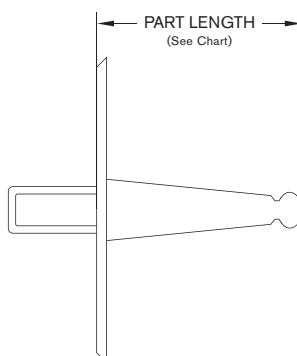
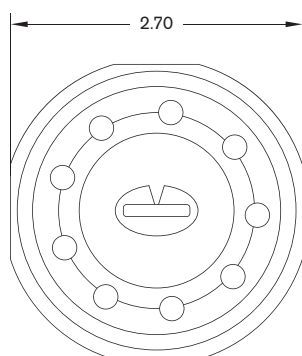
**Equipment:** Always use a Twin Loc Driver. Use the Basesheet driver: 1.4 & 1.8 in Use the Insulation driver: 2.8, 3.8 & 1.8 in

**Field Testing:** On-site withdrawal testing should always be performed to evaluate the ability of the roofing substrate to satisfactorily accept and retain fasteners. Such testing may alter fastener selection and modify applicable fastening patterns. The Twin Loc-Nail should always be embedded into the structural roof deck to a depth of at least 1 inch.

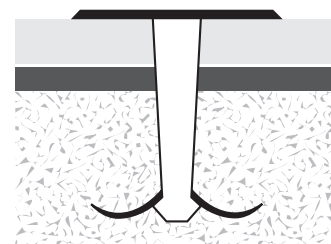
**Application:** Drive Twin Loc-Nail perpendicular to roof deck, seating cap flush with roofing surface. Once tube is set, drive the locking staple into the tube/disk unit until the top of the staple is flush with the cap. When locking staple is driven, its dual wire legs diverge, anchoring the fastener in place.

## PRODUCT SPECIFICATIONS

PART #	PART LENGTH		PACKAGING		QTY/ PALLET
	Inches	MM	QTY/Bucket	Weight (lb)	
TWL-1400	1.4	35.6	500	26	15,000
TWL-1800	1.8	45.7	500	28	15,000
TWL-2800	2.8	71.1	500	34	15,000
TWL-3800	3.8	96.5	500	42	15,000
TWL-4800	4.8	121.9	250	27	7,500



**FIGURE 1:** First impact sets the tube; second impact actuates the staple.



**FIGURE 2:** As staple is driven, dual wire legs embed into the structural deck anchoring the fastener into the substrate.